

# Classical Hotel Lock



## Classical Hotel Lock

Popular style for hotel use

Aluminium material, strong and anti-rust

High security level management

Friendly software, easy management system

Long battery life for daily use

Strong and die casting mortise ensure the security

# PROXIMITY RFID CARD LOCK SYSTEM



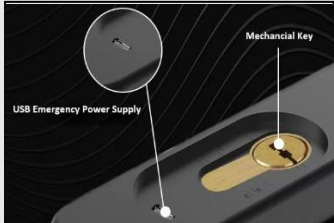
ALUMINIUM MATERIAL  
STRONG AND DURABLE



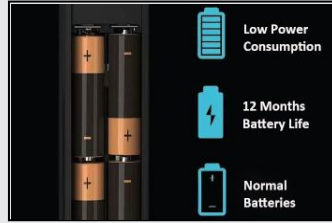
SIMPLE DESIGN HANDLE  
FASHION AND COMFORTABLE




FREE TURNING HANDLE  
PREVENT INTENTIONAL DAMAGE



EMERGENCY POWER SUPPLY  
SPARE KEY



LONG BATTERY LIFE  
EASY CHANGE BATTERY

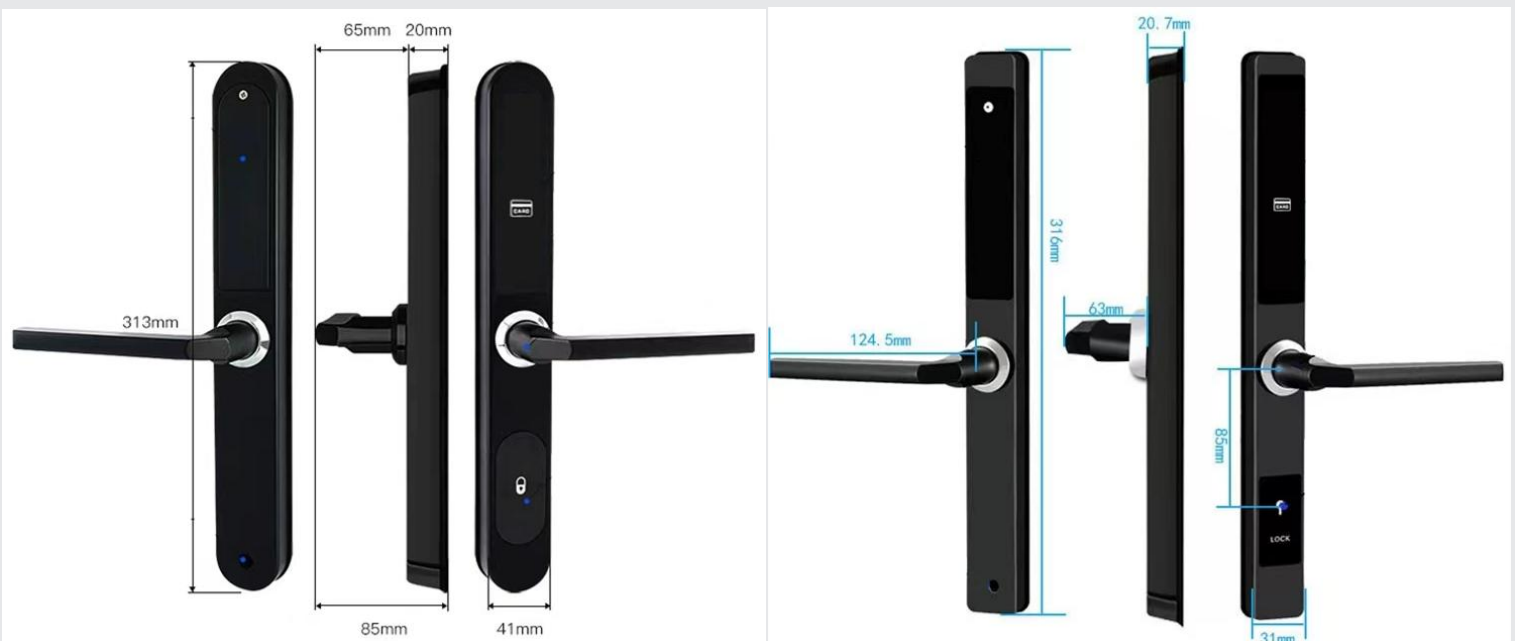


SMALL LOCK DESIGN  
SUITABLE FOR DIFFERENT DOORS

## Features

- Proximity Card technology: 125Khz temic/ 13.56Mhz mifare.
- Strong and die casting mortise with 100000 times life test.
- Aluminium material, strong and durable for long years use.
- More security: encrypted card and card encoder to prevent the hack into the lock memory
- Convenient: No need new register code after re-installed software
- Friendly software help you to manage the whole system with easy operation and daily maintenance.

## Dimension

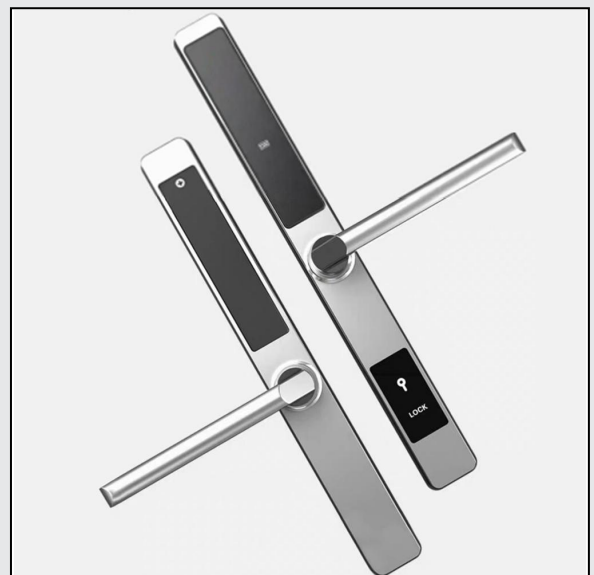


<b>Card Type</b>	<b>Description</b>
<b>Guest Card</b>	These can be programmed to open an individual room or public area door in the property. For example, guest card can open the room door and gym room' s door, laundry room door, dining room door etc.
<b>Emergency Card</b> ( Staff Card )	Open all of the locks and access door in the property. This card will also override the deadbolts in the guest room locks; once this card has been used the door remains unlocked until it is reset.
<b>Master Card</b> ( Staff Card )	This card can open all locks in the property even the guest live in, but manager can set master card don' t open lock when the dead bolt is on use.
<b>Building Card</b> ( Staff Card )	This card is used by staff to gain access to rooms and areas in the individual building of the property. Manager can set building card don' t open lock when the dead bolt is on use.
<b>Floor Card</b> ( Staff Card )	This card is for service man to open the door to make up room in valid time range, but manager should set building card can' t open lock when the guest locked inside. This offers the safe and comfortable sleep condition for the guest.
<b>Group Card</b> ( Staff Card )	This card can open locks that belong to the specified group. Hotel can set several rooms to be a group, and issue group card to open these room locks.
<b>Record Card</b> ( Staff Card )	This card is used to collect door opening history from lock. For Temic lock, record card need to work with data collector; for mifare lock, record card can work alone.
<b>Check-out Card</b> ( Staff Card )	This card is used by staff. When guest check out without returning guest card (for example, guest lost the card), check-out card can be used to stop the lost guest card unlocking room lock.
<b>Limit Card</b> ( Staff Card )	When staff card is lost, manager can issue limit card to delete the lost staff card from all locks in the property.

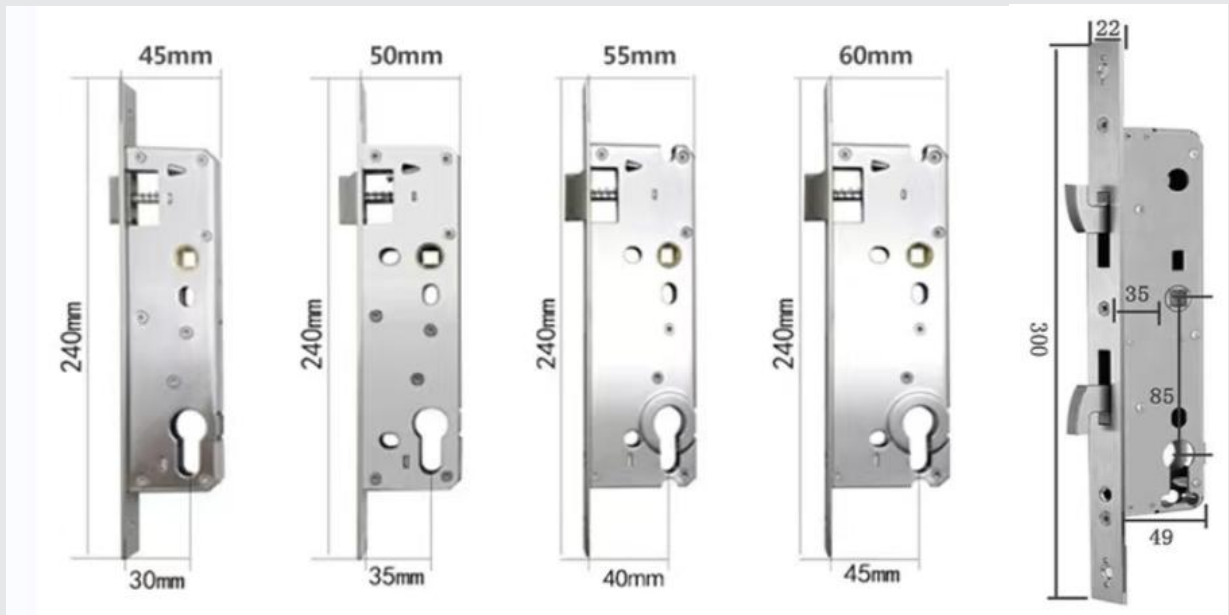


## Basic Specification

<b>Model No. :</b>	RF-INV14C / RF-INV14D
<b>Ways to Open :</b>	Card & Mechanical Key
<b>Material :</b>	Aluminium
<b>Color :</b>	Silver, Matt black
<b>Card Frequency :</b>	Temic 125Khz / Mifare 13.56Mhz
<b>Lock Mortise :</b>	3085/3585/4085/5085 mortise for option, please check with us if need other size
<b>Power Supply :</b>	4pcs AA batteries
<b>Battery Life :</b>	12 months
<b>Suitable Door :</b>	Wooden door / Steel door/ Aluminim door / Glass door etc
<b>Warranty :</b>	12 months
<b>Package :</b>	10 locks in one carton, carton size 59*40*48cm, 25kg



## Lock body Size



## Suitable Doors



Sliding Door



Glass Door



Wooden Door



Steel Door



Aluminium Door



Garden Door